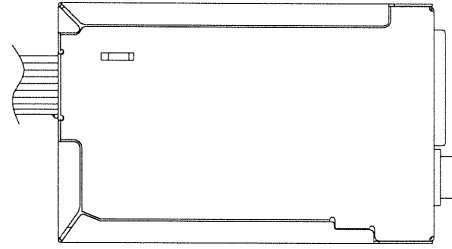
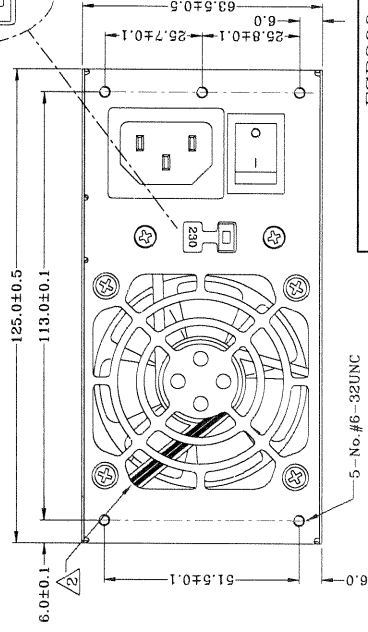
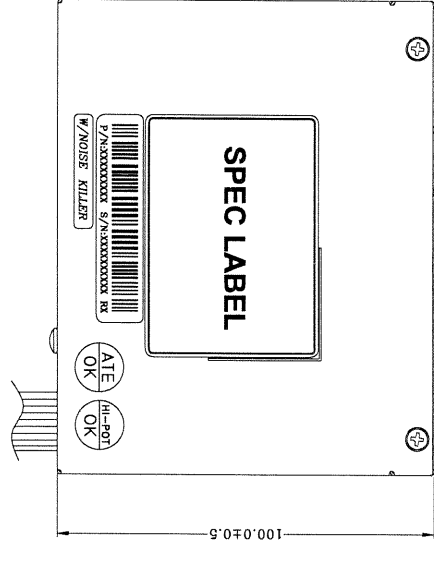
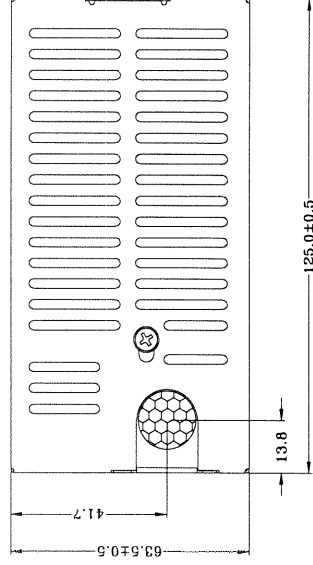
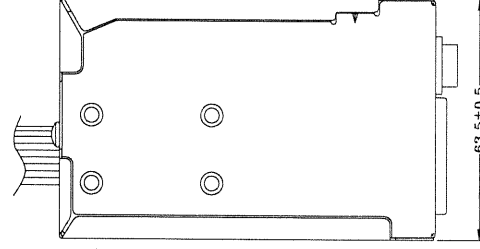


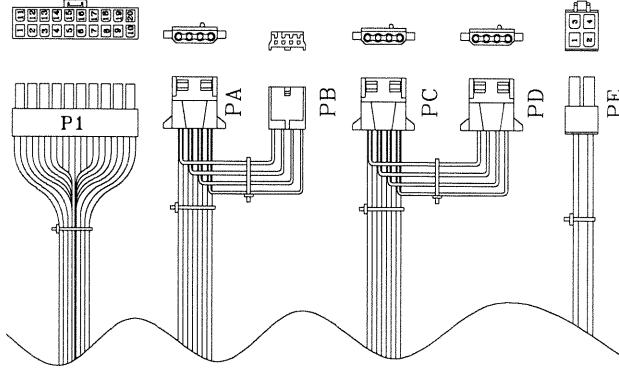
REF. D.	PIN NO.	SIGNAL	WIRE COLOR	GAUGE	CONNECTOR TYPE	LENGTH
P1	1	+3.3V	ORANGE	18	MOLEX 39-01-2200 or EQUIV.	320±15 mm
	2	+3.3V	ORANGE	18		
	3	COM	BLACK	18		
	4	+5V	RED	18		
	5	COM	BLACK	18		
	6	+5V	RED	18		
	7	COM	BLACK	18		
	8	PW-OK	GRAY	24		
	9	+5Vsb	PURPLE	24		
	10	+12V	YELLOW	18		
	11	+3.3V	ORANGE	20		
PA	1	3-SENSE	BROWN	24		
	2	+12V	YELLOW	18	AMP 310±15 or EQUIV.	310±15 mm
	3	COM	BLACK	18		
	4	+5V	RED	18		
	5	+12V	YELLOW	22		
	6	COM	BLACK	22	AMP 171822-4 or EQUIV.	150±10 mm
	7	COM	BLACK	22		
	8	+5V	RED	22		
	9	+12V	YELLOW	18		
	10	COM	BLACK	18		
	11	+12V	YELLOW	18		
PB	1	COM	BLACK	18	AMP 320±15 or EQUIV.	320±15 mm
	2	COM	BLACK	18		
	3	COM	BLACK	18		
	4	+5V	RED	18		
	5	+12V	YELLOW	18		
	6	COM	BLACK	18		
	7	COM	BLACK	18		
	8	+5V	RED	18		
	9	+12V	YELLOW	18		
	10	COM	BLACK	20	MOLEX 310±15 or EQUIV.	310±15 mm
	11	+12V	YELLOW	20		



AIR FLOW



AIR FLOW



02DEN-0458

P/N.:9PA2003400

MODEL NO. : FSP200-50SNV	TITLE: BOTTOM CASE	SHEET: 1 OF 1	REV:02
R&D	PE	DRAWN	DATE
翁順利	彭俊程	AWJ	JUL.10.2002
INTERIOR COUNTERSIGN:			