


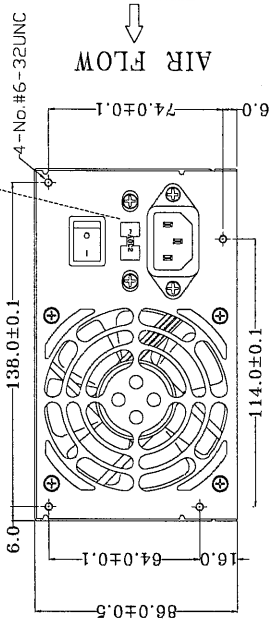
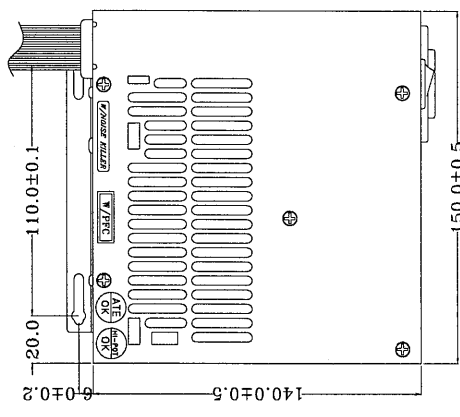
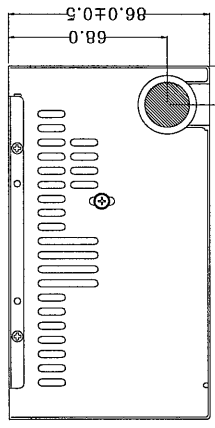
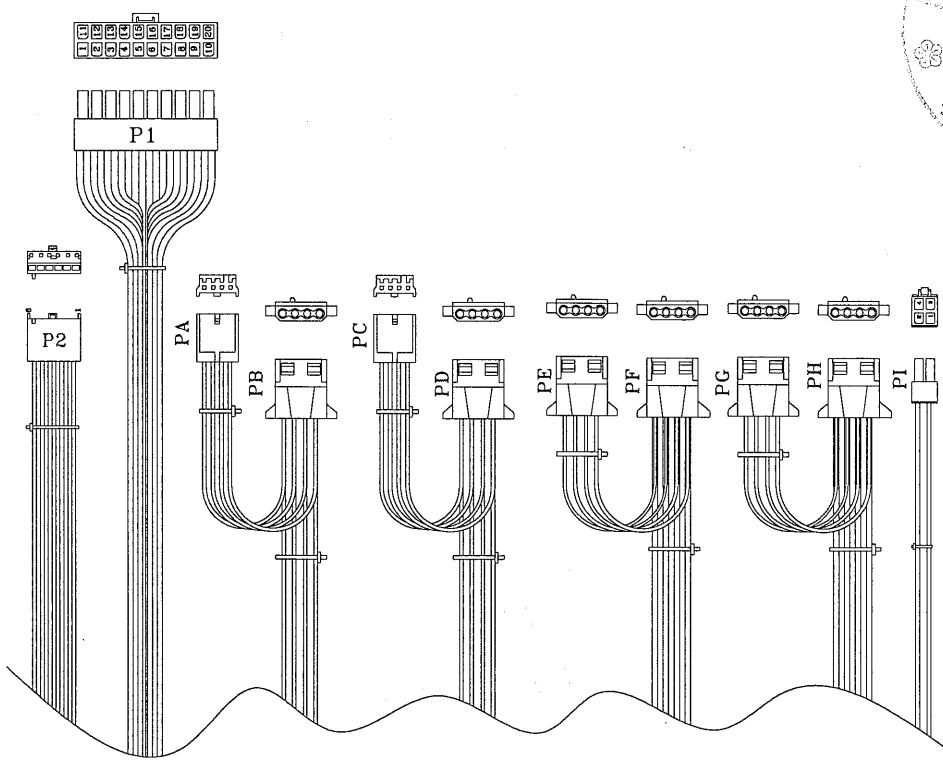


REF. ID.	PIN NO.	SIGNAL	WIRE COLOR	GAUGE	CONNECTOR TYPE	CABLE LENGTH
P1	1	+3.3VDC	ORANGE	18	MOLEX 39-01-2200 or EQUIV.	500 ⁺²⁰ -10 mm
	2	+3.3VDC	ORANGE	18		
	3	COM	BLACK	18		
	4	+5VDC	RED	18		
	5	COM	BLACK	18		
	6	+5VDC	RED	18		
	7	COM	BLACK	18		
	8	PW-OK	GRAY	24		
	9	+5Vsb	PURPLE	18		
	10	+12VDC	YELLOW	18		
P2	11	+3.3VDC	ORANGE	20	MOLEX 90931 or EQUIV.	510 ⁺²⁰ -10 mm
	12	-12VDC	BLUE	18		
	13	COM	BLACK	18		
	14	PS-ON	GREEN	24		
PA	15	COM	BLACK	18	AMP 171822-4 or EQUIV.	200±10mm
	16	COM	BLACK	18		
PC	17	COM	BLACK	18	AMP 171822-4 or EQUIV.	200±10mm
	18	COM	BLACK	18		
PB	19	COM	BLACK	18	AMP 171822-4 or EQUIV.	200±10mm
	20	COM	BLACK	18		
PD	1	+12V	YELLOW	18	AMP 171822-4 or EQUIV.	200±10mm
	2	COM	BLACK	18		
PE	3	COM	BLACK	18	AMP 171822-4 or EQUIV.	200±10mm
	4	+5V	RED	18		
PF	1	+12V	YELLOW	18	AMP 171822-4 or EQUIV.	200±10mm
	2	COM	BLACK	18		
PG	3	COM	BLACK	18	AMP 171822-4 or EQUIV.	200±10mm
	4	+5V	RED	18		
PH	1	+12V	YELLOW	18	AMP 171822-4 or EQUIV.	200±10mm
	2	COM	BLACK	18		
PI	3	COM	BLACK	18	AMP 171822-4 or EQUIV.	200±10mm
	4	+5V	RED	18		



P/N.:9PA3003209

MODEL NO. : FSP300-60BTV(PF)(N071)	TITLE: ASSY	SHEET: 1 OF 1	REV:01
R&D	P.E	DATE	
黃錫山 4/24/2002	陳	APR.24.2002	
INTERIOR DESIGNER: Grace	DESIGNER: Amy		

NOTE:
1. ALL THE LENGTH OF OUTPUT WIRES EXCLUDE HOUSING.

UNIT:mm